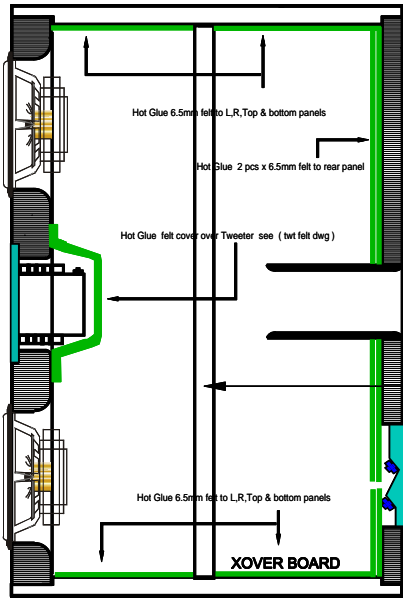


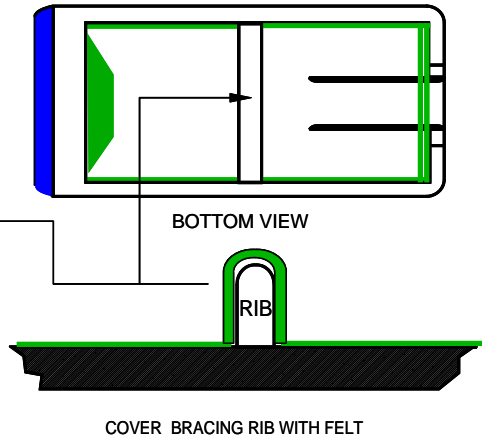
STONES SOUND STUDIO

260 260c FELT DAMPING

- FIT Felt strips into trough between ribs > left right & top panels
- FIT 2 pcs FELT to back panel
- FIT felt tweeter cover to back of front panel SEE > TWT felt dwg P12
- See RIBBON MANUAL NOTES (Homewrap.com .au)
- Furniture Felt type 540 GSM density mandatory



LHS SIDE VIEW

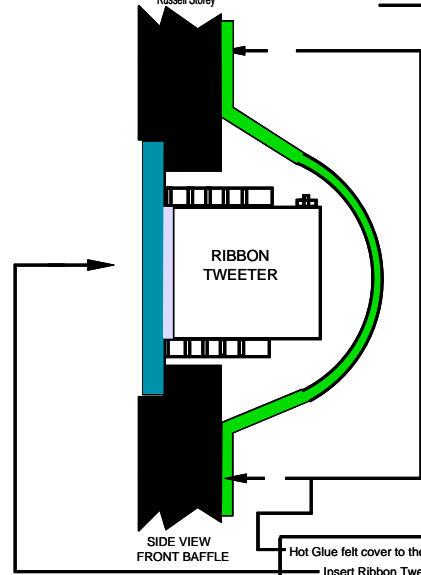


COVER BRACING RIB WITH FELT

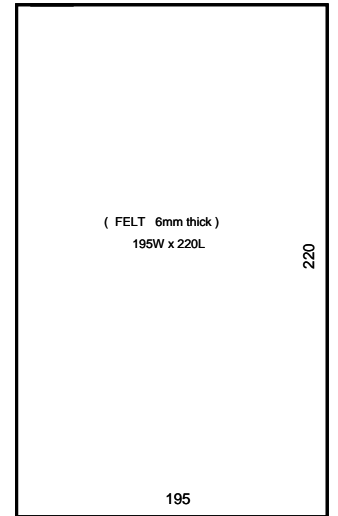
Model SHDS-R260

Designed by Russell Storey

260 260c TWT FELT CUP

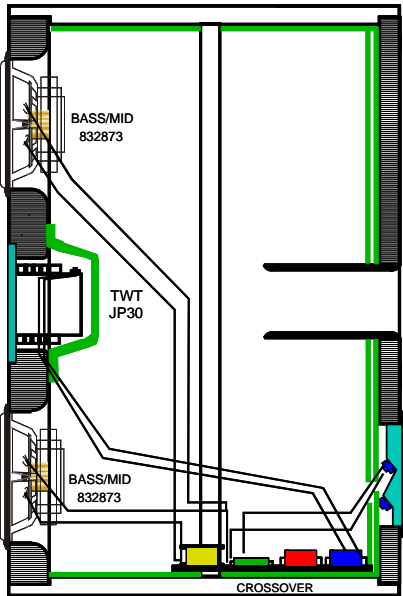


RIBBON TWEETER FELT COVER
Ver2-607
Designed by
Russell Storey



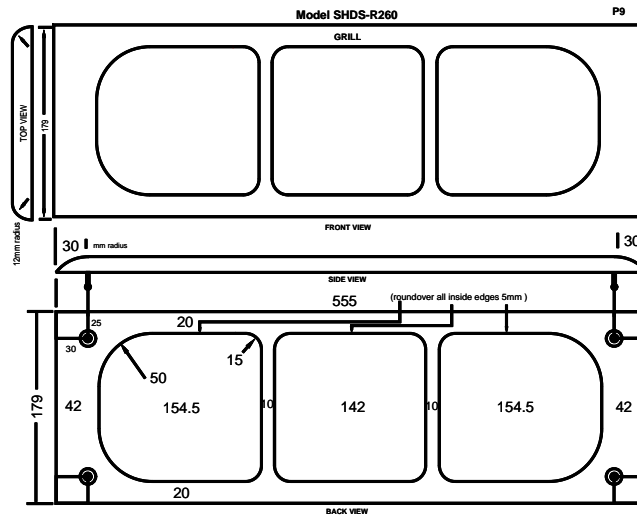
NOTES

- Hot Glue felt cover to the inside of front baffle to form a cup shape over the ribbon tweeter magnet assy
- Insert Ribbon Tweeter into front baffle and check ribbon front face plate fits flush with the baffle

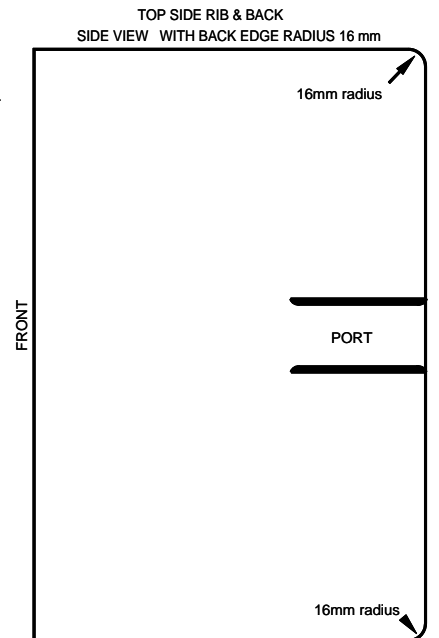
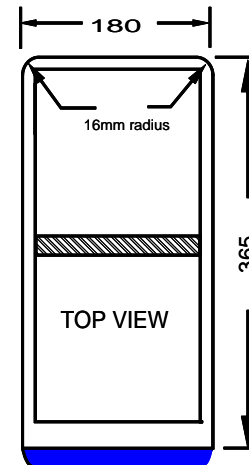


CROSSOVER

260 260c GRILL PANEL



260 260c REAR PANEL ROUNDOVER



FRONT

16mm radius